

FEKA 600

SUBMERSIBLE PUMPS



TECHNICAL DATA

Version with special stainless steel pump shaft also available.

Operating range:

from 1 to 16 m³/h with head up to 7,45 metres.

Liquid temperature range:

from 0 °C to +35 °C for domestic use.

Pumped liquid: cesspool sewage water.

Particle size for free passage of solids through the suction grid:

FEKA 600 25 mm

Minimum draught depth:

FEKA 600 A 175 mm

FEKA 600 NA 38 mm

Max. immersion depth: 7 metres.

Maximum dry run time: 1 minute.

Protection class: IP 68.

Insulation class: F.

APPLICATIONS

The submersible pump of the FEKA series is suitable for lifting sewage water from cesspools, and is capable of handling suspended solid matter with size up to 25 mm.

The level switch allows fixed installation, ensuring automatic operation.

Version with special stainless steel pump shaft also available (SV).

CONSTRUCTION FEATURES OF THE PUMP

Hydro resistant technopolymer pump body, cover, and suction grid.

Stainless steel motor, roto shaft, and bolts and screws.

Threefold seal with interposed rings with oil pre-chamber.

CONSTRUCTION FEATURES OF THE MOTOR

Submersible type continuous duty asynchronous motor.

Stator enclosed in airtight stainless steel casing, with an outer cover that protects the wiring and the capacitor.

Rotor running on permanently lubricated ball bearings, oversized to ensure low noise and durability.

Standard built-in thermo-amperometric protection. Capacitor permanently fitted on single phase versions.

For the protection of the three-phase motor, we recommend the use of remote overload cut-outs, in compliance with local regulations.

Construction according to CEI 2-3 and CEI 61-69 (EN 60335-2-41).

Standard voltage:	single-phase	220-240 V / 50 Hz
	three-phase	400 V / 50 Hz

Standard cables for the single-phase version:

5 metre H05 RN-F for FEKA 600 M-A

10 metre H07 RN-F for FEKA 600 M-NA

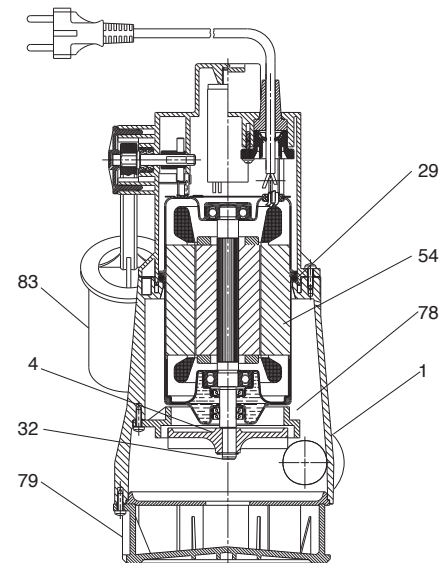
Standard plug for the single-phase version: SCHUKO CEE 7 - VII - UNEL 47166-68

Standard cables for the three-phase version: 5 metres H07 RN-F

MATERIALS

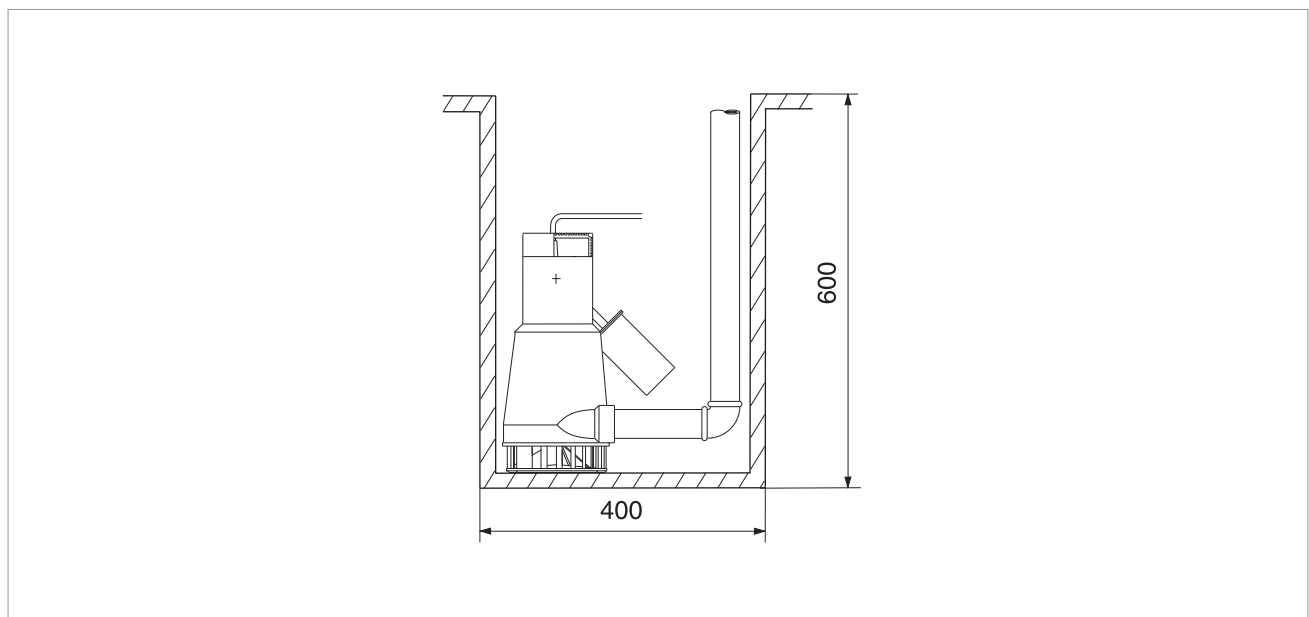
N.	PARTS*		MATERIALS
1	PUMP BODY		TECHNOPOLYMER
4	IMPELLER		TECHNOPOLYMER
29	OR RING		NBR
32	STOP RING		12E - UNI 7435 RUST-PROOF
54	MOTOR	CASE	AISI 304 STAINLESS STEEL X5 CrNi 1810 - UNI 6900/71
		ROTOR SHAFT	AISI 416 STAINLESS STEEL X12 CrS13 - UNI 6900/71 FOR SV VERSION SHAFT IN AISI 431 STAINLESS STEEL
78	ADJUSTMENT RING		TECHNOPOLYMER
79	SUCTION GRID		TECHNOPOLYMER
83	FLOAT		TECHNOPOLYMER

* In contact with the liquid



MODEL	WITH FLOAT (A)	WITHOUT FLOAT (NA)
FEKA 600	YES	YES

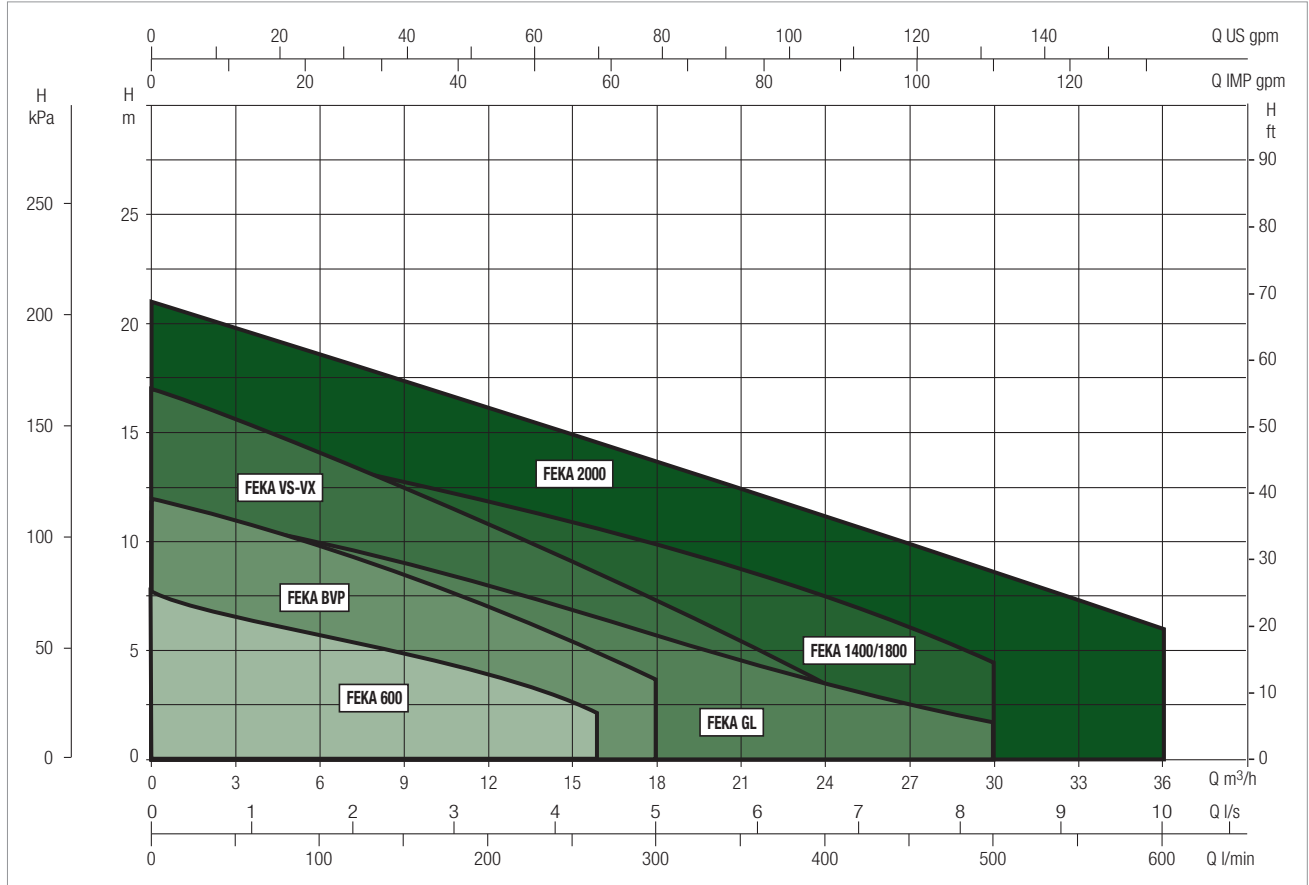
MINIMUM WELL SIZE FOR AUTOMATIC OPERATION FIXED INSTALLATION:



PERFORMANCE RANGE

The performance curves are based on kinematic viscosity values = 1 mm²/s and density equal to 1000 kg/m³. Curve tolerance according to ISO 9906.

GRAPHIC SELECTION TABLE

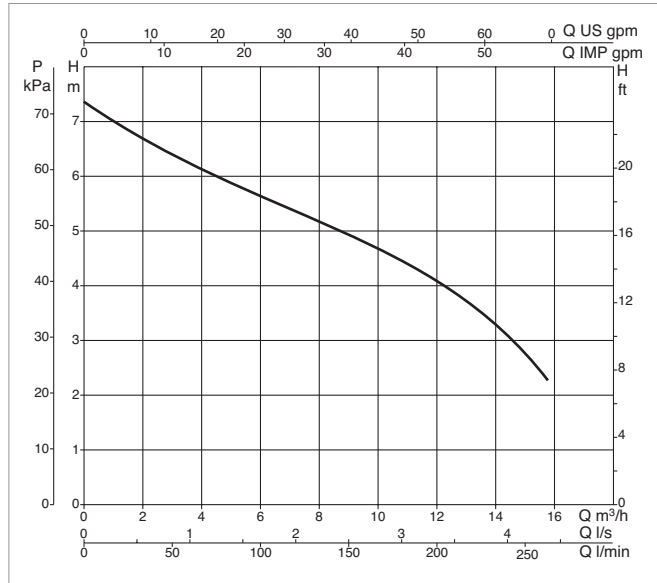
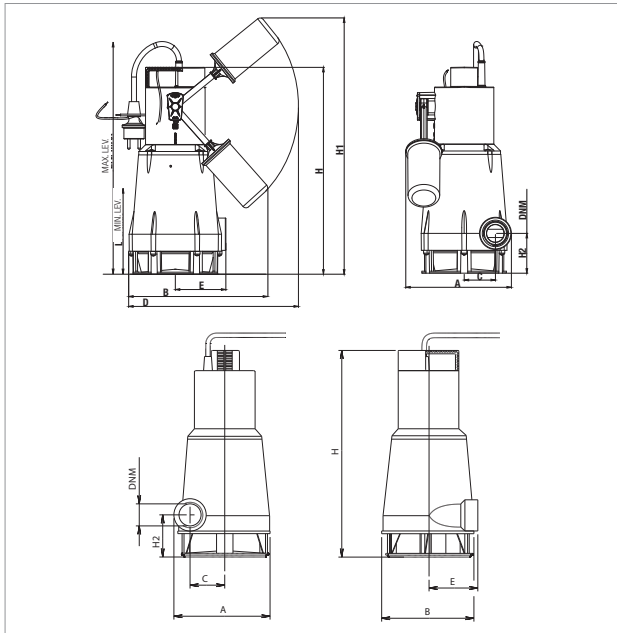


SELECTION TABLE - FEKA 600

MODEL	Q= m ³ /h	0	3	6	9	12	15	18	24	30	36
	Q=l/min	0	50	100	150	200	250	300	400	500	600
FEKA 600 M-T	H (m)	7.45	6.45	5.7	4.95	4.1	2.8				

FEKA 600 - SEWAGE WATER DRAINING SUBMERSIBLE PUMPS FOR DOMESTIC USE

Liquid temperature range: from 0 °C to +35 °C for domestic use



The performance curves are based on kinematic viscosity values = 1 mm²/s and density equal to 1000 kg/m³. Curve tolerance according to ISO 9906.

MODEL	ELECTRICAL DATA						
	POWER INPUT 50 Hz	P1 MAX kW	P2 NOMINAL		In A	CAPACITOR	
			kW	HP		µF	Vc
FEKA 600 M-A	1 x 220 - 240 V ~	0.94	0.55	0.75	4.3	14	450
FEKA 600 T-NA	3 x 400V ~	1	0.55	0.75	1.7	-	-
FEKA 600 M-A SV*	1 x 220 - 240 V ~	0.94	0.55	0.75	4.3	14	450
FEKA 600 M-NA SV*	1 x 220 - 240 V ~	1	0.55	0.75	4.3	14	450
FEKA 600 T-NA SV*	3 x 400V ~	1	0.55	0.75	1.7	-	-

A: Automatic with float - NA: Non-automatic, without float
 * With special stainless steel pump shaft

MODEL	A	B	C	D	E	H	H1	H2	LEV. MIN.	LEV. MAX.	DNM GAS	PACKING DIMENSIONS			CABLE	VOLUME (m ³)	WEIGHT kg
												L/A	L/B	H			
FEKA 600 M-A	193	235	56	296	90	368	443	73	190	390	1 ^{1/4} "	287	202	431	5 mt. H05	0.025	7
FEKA 600 T-NA	162	160	56	-	90	368	-	73	-	-	1 ^{1/4} "	287	202	431	10 mt. H05	0.025	6.7
FEKA 600 M-A - SV*	193	235	56	296	90	368	443	73	190	390	1 ^{1/4} "	287	202	431	5 mt. H05	0.025	7
FEKA 600 (M-T)-NA - SV*	162	160	56	-	90	368	-	73	-	-	1 ^{1/4} "	287	202	431	10 mt. H05	0.025	6.7