

**TECHNICAL DATA****Operating range:**

up to 5.4 m³/h with head up to 61 metres.

Liquid quality requirements: clean, free from solid or abrasive contaminants, non-viscous, non-aggressive, uncrystallised and chemically neutral, close to the properties of water.

Liquid temperature range: from 0°C to +35°C for domestic use (EN 60335-2-41). For other use: from 0°C to +40°C

Maximum ambient temperature: +40°C

Maximum operating pressure: 8 bar (800 kPa)

Motor protection rating: IP 44

Terminal block protection rating: IP 55

Insulation class: F

Standard input voltage: single phase 220-240 V / 50 Hz

APPLICATIONS

Automatic booster sets, especially suitable for domestic use, small civil, farming or industrial installations, washing plants and leisure activities.

These feature JET self-priming electric pumps, which work even in the presence of air bubbles and small sandy impurities in the water.

The assembly comprises a 20 litre capacity mebrane tank, pressure switch for automatic operation, pressure gauge, JET electric pump with power cord with plug, fittings kit between the pump and the tank, all fully assembled and ready for installation.

CONSTRUCTIONAL FEATURES OF THE PUMP

Pump body and motor support in die cast aluminium.

Impeller, diffuser, venturi tube and sand guard in technopolymer

Stainless steel wear ring.

Carbon/ceramic mechanical seal.

CONSTRUCTIONAL FEATURES OF THE MOTOR

Asynchronous type, closed, with external air cooling.

Rotor mounted on oversized greased-for-life ball bearings, to guarantee low noise and long life.

Incorporated thermo-amperometric protection and permanently inserted capacitor.

Manufactured pursuant to CEI 2-3 / CEI 61-69 (EN 60335-2-41).

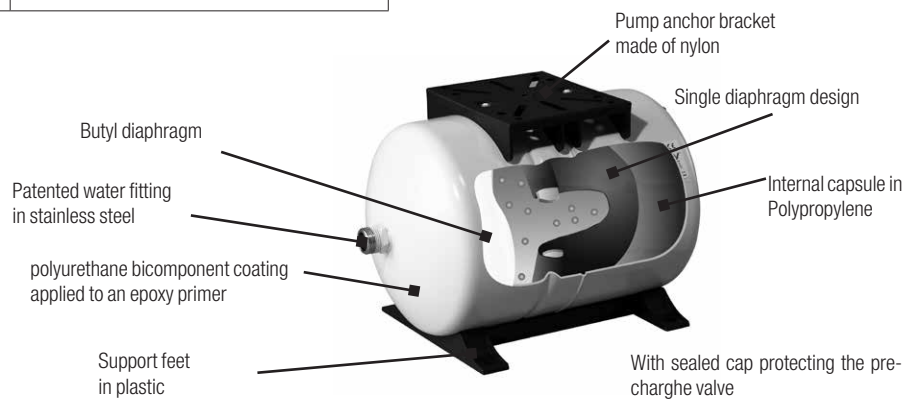
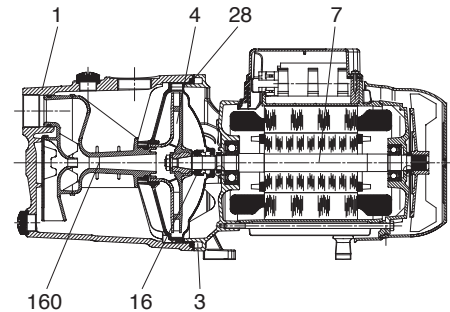
CONSTRUCTIONAL FEATURES OF THE TANK

Horizontal, 20 litre capacity tank, with butyl membrane, including rear support brackets and front housing brackets for installation of the top side of the pump.

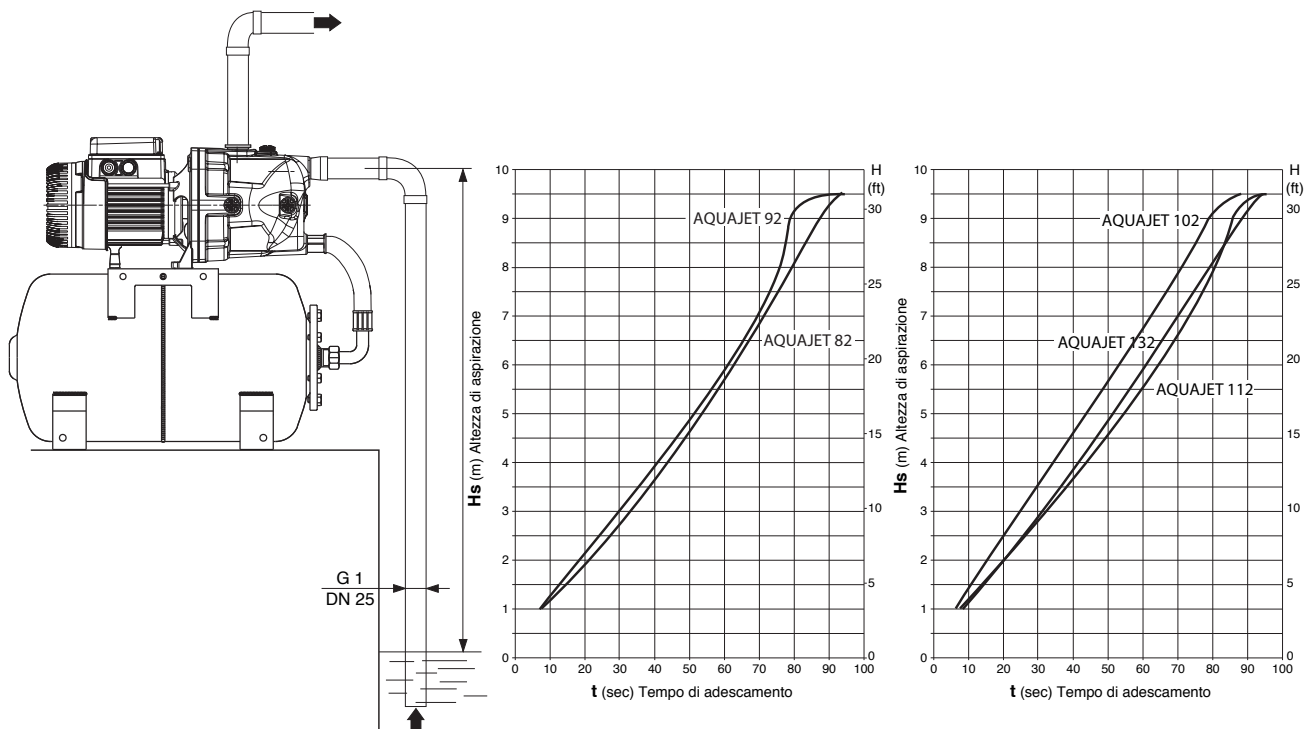
MATERIALS

N°	PARTS *	MATERIALS
1	PUMP BODY	200 UNI ISO 185 CAST IRON
3	FRAME	DIE CAST ALUMINIUM
4	IMPELLER	TECHNOPOLYMER A
7	SHAFT WITH ROTOR	AISI 416 STAINLESS STEEL X12 CrS13 - UNI 6900/71
16	MECHANICAL SEAL	CARBON/CERAMIC
28	OR GASKET	NBR RUBBER
160	VENTURI DIFFUSER NOZZEL GROUP	TECHNOPOLYMER A

* In contact with liquid



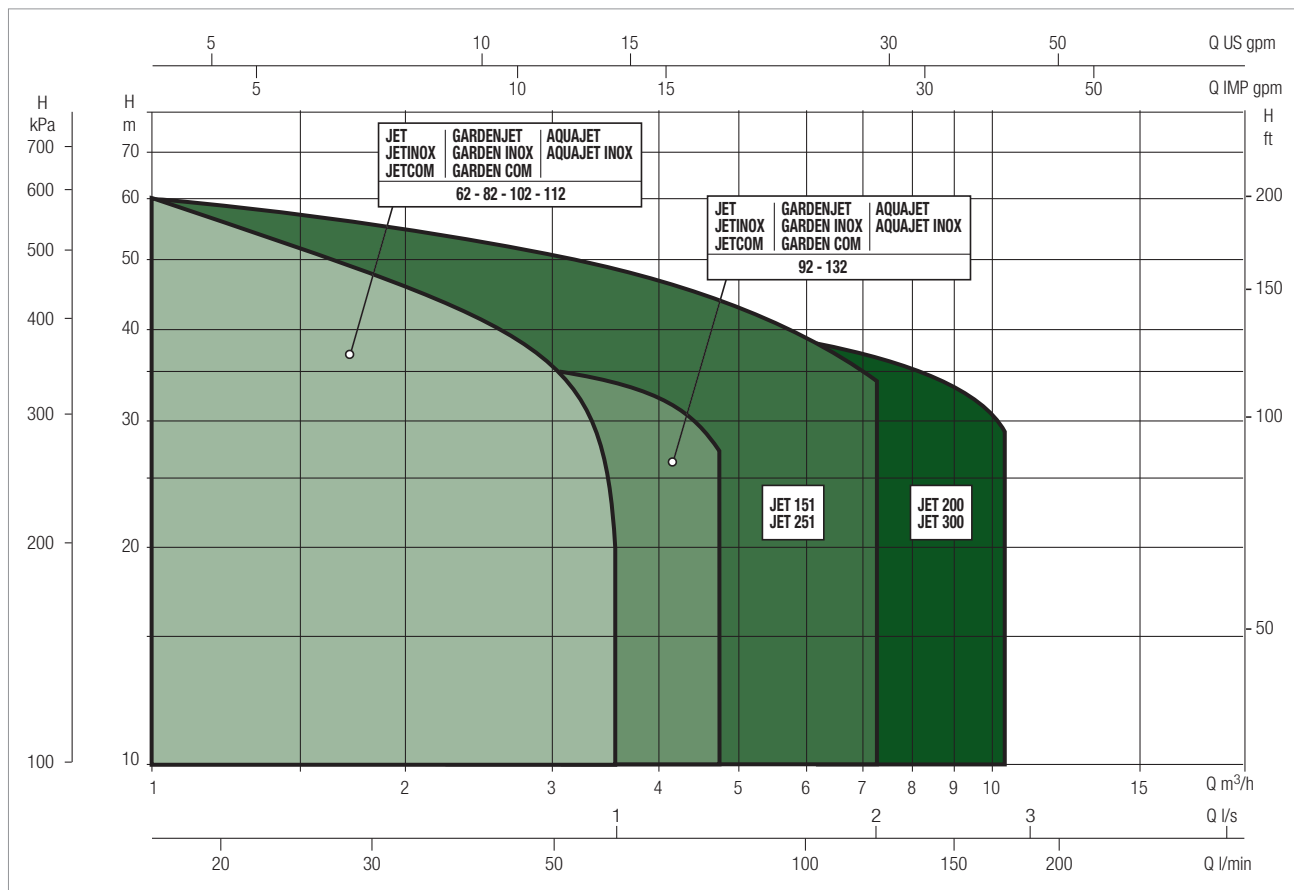
SELF PRIMING CAPACITY



PERFORMANCE RANGE

The performance curves are based on kinematic viscosity values = 1 mm²/s and density equivalent to 1000 kg/m³. Curve tolerance according to ISO 9906.

GRAPHIC SELECTION TABLE

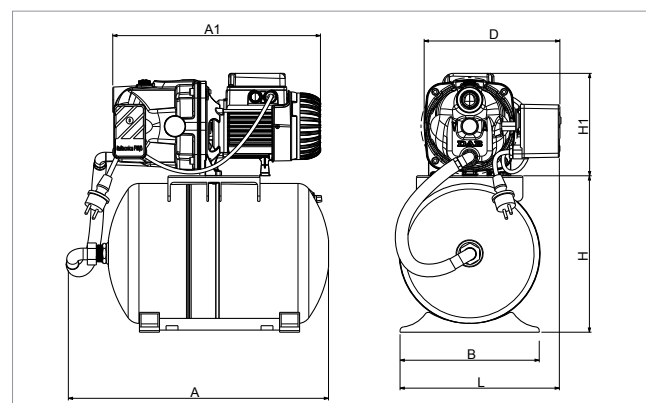
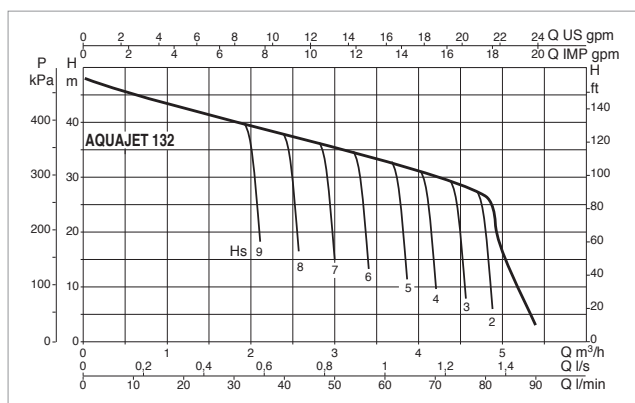
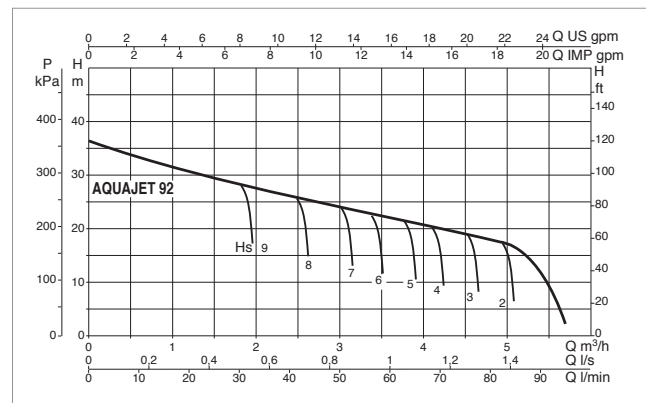
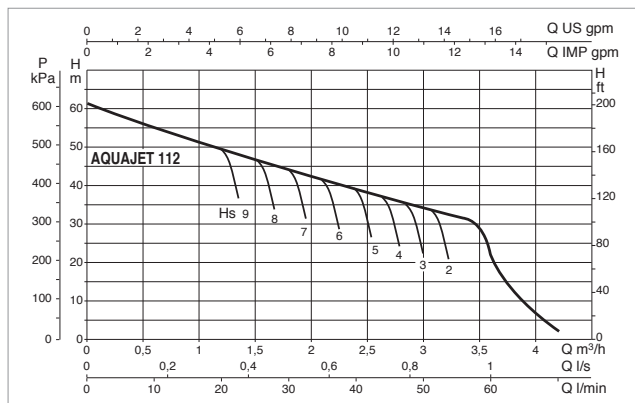
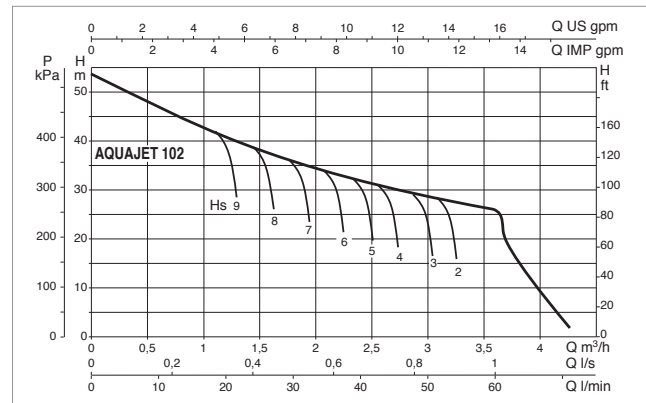
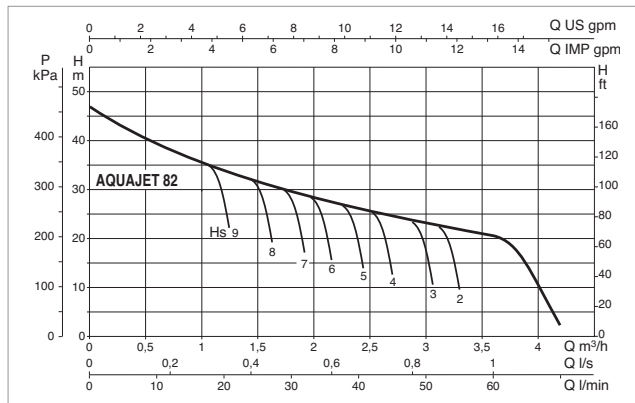


AQUAJET SELECTION TABLE

MODEL	Q=m ³ /h	0	0.6	1.2	1.8	2.4	3.0	3.6	4.2	4.8
	Q=l/min	0	10	20	30	40	50	60	70	80
AQUAJET 82 M	H (m)	47	40	34	30	26.2	23.5	20.3		
AQUAJET 102 M		53.8	47	41	36.3	32.4	28.8	25.8		
AQUAJET 112 M		61	54	47.8	42.8	38.8	34.8	22		
AQUAJET 92 M		36.2	33.5	31	28.4	26	24	21.8	19.6	17.5
AQUAJET 132 M		48.3	45.6	42.8	40	37.6	35	32.5	30	27.2

AQUAJET - AUTOMATIC SELF-PRIMING PRESSURISATION GROUPS FOR DOMESTIC WATER SUPPLY

Liquid temperature range pumped: from 0 °C to +35 °C - Maximum ambient temperature: +40°C



The performance curves are based on kinematic viscosity values = 1 mm²/s and density equivalent to 1000 kg/m³. Curve tolerance according to ISO 9906.

MODEL	ELECTRICAL DATA						
	POWER SUPPLY 50 Hz	P1 MAX kW	P2 NOMINAL		I _n A	CAPACITOR	
			kW	HP		μF	V _c
AQUAJET 82 M	1x220-240 V ~	0.85	0.6	0.8	3.8	12.5	450
AQUAJET 102 M	1x220-240 V ~	1.13	0.75	1	5.1	16	450
AQUAJET 112 M	1x220-240 V ~	1.4	1	1.36	6.2	25	450
AQUAJET 92 M	1x220-240 V ~	0.94	0.75	1	4.2	14	450
AQUAJET 132 M	1x220-240 V ~	1.43	1	1.36	6.6	25	450

MODEL	A	A1	B	D	H	H1	L	DNA GAS	DNM GAS	PACK DIMENSIONS			VOLUME (mc)	GROSS WEIGHT Kg
										L/A	L/B	H		
AQUAJET 82 M	492	393	263	256	296	194	301	1"	1"	566	360	554	0.104	17.8
AQUAJET 102 M	492	413	263	256	296	204	301	1"	1"	566	360	554	0.104	19.8
AQUAJET 112 M	492	413	263	256	296	204	301	1"	1"	566	360	554	0.104	19
AQUAJET 92 M	492	303	263	256	296	194	301	1"	1"	566	360	554	0.104	20.1
AQUAJET 132 M	492	413	263	256	296	204	301	1"	1"	566	360	554	0.104	21.5